

The ALMPO SMALL device have 9 buttons with backlight, designed to maximize the operation of the systems on which it's mounted.

The device with customizable graphics label and keyboard with backlight, allows you to intuitively view the status and the diagnose of the machine.

The device can be implemented in a serial line (RS232) or in a CAN network, as SLAVE.

There are available 2 versions, with different features: Basic version and full version.



the image is for illustrative purposes only

TECHNICAL FEATURES

	BASIC VERSION	FULL VERSION
CODE	ALMPO.B	ALMPO.F
POWER SUPPLY	9 ÷ 36 VDC	
INPUT	NO	N.2 DIGITAL INPUTS HIGH SIDE
OUTPUT	NO	N.2 DIGITAL HIGH SIDE OUTPUT (MAX 1 A MAX)
BUTTON	N. 6 FRONTAL KEYS (WITH BACKLIGHT)	N. 9 FRONTAL KEYS (WITH INTEGRATED BACKLIGHT AND SPOTLIGHT)
LED	N. 3 PROGRAMMABLE LEDS	N. 9 PROGRAMMABLE SPOTLIGHT LEDS (PUSHBUTTONS INTEGRATED)
CAN BUS PROTOCOLS	CAN OPEN (CIA DS401 DEVICE PROFILE FOR GENERIC I/O MODULE, WITH DS306 EDS FILE) ON REQUEST: SAE J1939	
CAN BUS	N.1 PORT: 2.0 A/B COMPLIANT - (11, 29 BIT) - ISO 11898 - UP TO 1MBIT/S*	N.1 PORT: 2.0 A/B COMPLIANT - (11, 29 BIT) - ISO 11898 - UP TO 1MBIT/S*
SERIAL	N.1 SERIAL PORT CONNECTION TTL*	N.1 SERIAL PORT CONNECTION TTL*
DISPLAY	LCD TYPE: MONOCROMATIC FSTN	
	16 CHARACTERS X 2 LINES	
	VISUAL AREA: 64.6 (W) X 16.0 (H)	
BUZZER	NO (AVAILABLE ON REQUEST)	YES
CONNECTIONS	N.1 - M12 4 PIN MALE CONNECTOR	N.1 - M12 8 PIN MALE CONNECTOR
WORKING TEMPERATURE	-20°C +70°C	



*NOTE: The device can only suport CAN port OR serial port



ELECTRONIC FEATURES

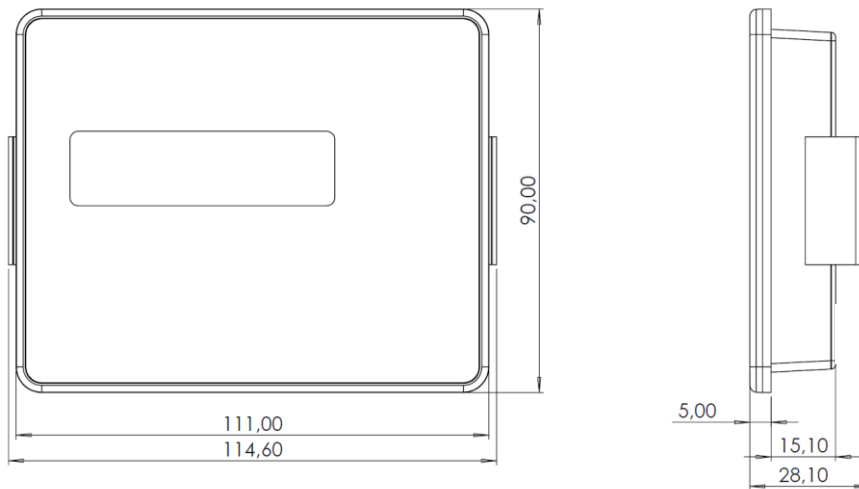
SLAVE USAGE	EDS FILE
PROGRAMMING	FIRMWARE UPLOAD BY CAN BUS WITH ALOADER SOFTWARE TOOL
CPU	FAMILY: ARM CORTEX M4, 32 bit MICROCONTROLLER CORE
MEMORY	STORAGE: 128 KB RAM: 16 KB

STANDARDS

ELECTROMAGNETIC EMISSIONS	EN 61000-6-4// EN 55011 (RF RADIATE)
ELECTROMAGNETIC IMMUNITY	EN 61000-6-2// EN 61000-4-2/3/4/6
PROTECTION	IP 65 ON THE FRONTAL KEYBOARD

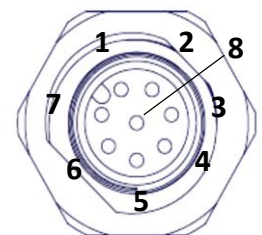
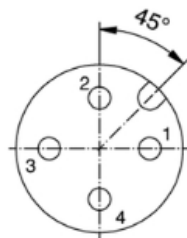
IN ACCORDANCE WITH THE EN50498 THE DEVICE MEETS THE TECHNICAL SPECIFIC REQUIREMENTS OF 2004-104 DIRECTIVE (AUTOMOTIVE). THE DEVICE IS EMC 2004/108 COMPLIANT.

SIZE (mm)



ELECTRICAL CONNECTION

BASIC VERSION		FULL VERSION	
1	POSITIVE POWER SUPPLY	1	POSITIVE POWER SUPPLY
2	CAN L / RS232 TX	2	IN 1
3	NEGATIVE POWER SUPPLY	3	CAN H / RS232 RX
4	CAN H / RS232 RX	4	IN 2
		5	NEGATIVE POWER SUPPLY
		6	OUT 1
		7	CAN L / RS232 TX
		8	OUT 2



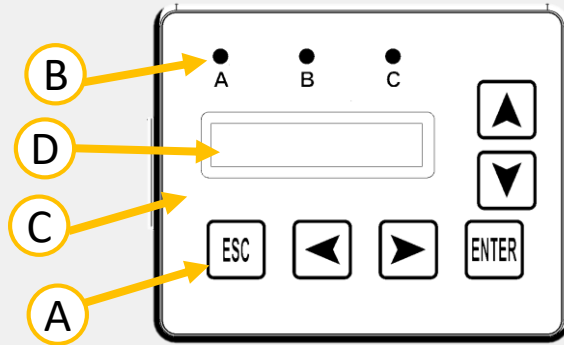


FEATURES

BASIC VERSION

DEVICE CONFIGURATION

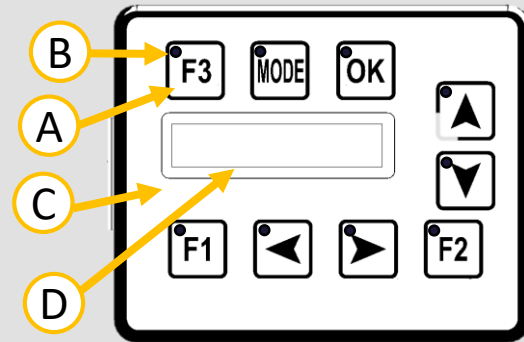
- A. PUSHBUTTON WITH BAKCLIGHT (6 TOTAL)
- B. RED MONOCROME LED (6 TOTAL)
- C. CUSTOMIZABLE GRAPHIC LABEL
- D. 16x2 CHARACTER DISPLAY



FULL VERSION

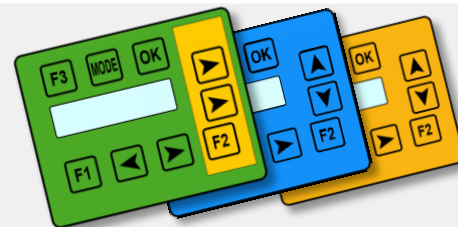
DEVICE CONFIGURATION

- A. PUSHBUTTON WITH BAKCLIGHT (9 TOTAL)
- B. INTEGRATED RED SPOTLIGHT BUTTON (9 TOTAL)
- C. CUSTOMIZABLE GRAPHIC LABEL
- D. 16x2 CHARACTER DISPLAY



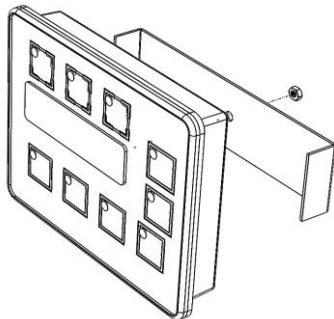
CUSTOMIZABLE KEYBOARD LABEL

pictograms and company logos



INSTALLATION

PANEL MOUNTING, WITH WALL MOUNT BRACKET INCLUDED



PANEL CUTOUT



PANEL THICKNESS: MIN: 0,8mm – MAX: 4 mm

INCLUDED: ADHESIVE RUBBER GASKET FOR WATER TIGHTNESS



ALMEC
MECHATRONICS

NOTE